

Martin Luther King, Jr.

Printables for
Primary
Students



By The Kindergarten
Connection

Thank you for downloading!

This pack contains printables for primary aged students to celebrate and honor Martin Luther King, Jr. The following is included:

Coloring page containing his name and dates of his life.

Vocabulary page for students to color and discuss (5 vocab words)

I have a dream writing starter for students to reflect on what their dream would be after learning about Martin Luther King, Jr.

I can be a friend writing starter for students to write about how they can be a friend to others.

Papers are provided for early primary (picture space only), young primary (picture and writing space) and upper primary (full page of writing).

I hope you find this packet useful! Your feedback is appreciated!

©The Kindergarten Connection 2014


For all things Kindergarten, visit me at
www.thekindergartenconnection.com



Terms of Use:


Copying any part of this product and placing it on the internet in any form is strictly forbidden and is a violation of the Digital Millennium Copyright Act (DMCA). Thank you for respecting my work!

I hope you enjoy this product. If you have any questions please feel free to contact me at
kdgconnection@gmail.com!



Martin Luther King, Jr.

1929-1968



Name _____



peace


**Color the pictures and
discuss the vocabulary
words.**




love



friendship



speech



equality

I have

a dream.....

Name _____





I have
a dream.....

Name _____

I dream that



I have

a dream.....

Name _____

I dream that

A handwriting practice sheet featuring ten sets of horizontal lines. Each set is composed of three lines: a solid top line, a dashed middle line, and a solid bottom line. The sets are arranged vertically down the page, providing a guide for letter height and placement.



Name _____

I can be a friend.

A large, empty rounded rectangular box with a black outline, intended for a child to draw or write about their role as a friend.

Name _____



I can be a friend.

I can be a friend

by



I can be a friend.

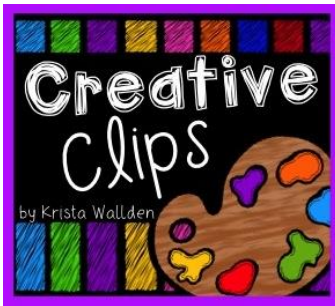
Name _____

I can be a friend

by

This image shows a handwriting practice sheet. It contains ten sets of horizontal lines, each set consisting of a solid top line, a dashed middle line, and a solid bottom line. These lines are spaced evenly down the page to help children practice letter formation and alignment.

Fonts and Graphics – Click to Visit!



Jamie's tracing font by
<http://www.teacherspayteachers.com/Store/Jamie-Harnar>